

What do Students do in their Free Time to Study and Overtake Others ?

Ken's Study Journey Audio Article Script (English)

Recorded  and Published  by: Ken Deng

Published on 13 Nov. 2021; Updated on 18 Feb. 2023


<https://www.kenstudyjourney.com/free-time/>




Note








You can report English pronunciation errors in this audio by sending me an email to ken@kenstudyjourney.com





I am a Chinese student, so my English pronunciation may be wrong. Please excuse. This is because I didn't study well in the past, but I overtook others quickly in recent years.







Your email should include the exact time of the error, words/sentences with errors and audio with the correct pronunciation.

Hey guys! This is Ken's Study Journey audio article . What do Students do in their Free Time to Study and Overtake Others.

I am Ken, a Chinese A Level student. Welcome abroad  Ken's Study Journey study pathway  and train , being **productive**, **diligent**, and **active**.

Students  usually utilise their free time  to study , especially in transportation . They can read books , listen to podcasts  and discover knowledge .

Some students do not stay up late  to study  and overtake others , but they instead sandwich  their study tasks in their free time.

I study in my free time to remedy  my missing essential vocabulary , listening , reading  and language comprehension  skills useful for IELTS exams and I haven't learned well in the past .

First, let's talk about some tasks  to do in your free time.

1. Read Books or Articles

Reading 📖 books and articles can boost your reading skills, gain knowledge and, by the way, vocabulary 📖, like what you are doing now.

Let's say, reading my articles 📄 on this Ken's Study Journey website 🖥️ can learn my useful study tips and habits.

I usually read Imperial College London News website because it is directly from the university 🏛️ containing academic research articles 📄 similar to IELTS reading 📖.

2. Listen to Audio

Listening to audio 🎧 can boost your listening skills 🧠 and gain knowledge 🎓 without reading text 📄, like English audio for preparing for English (IELTS) listening exams.

It can be TED Talks 🗣️ and Podcasts 🎧, like the Audio Articles on the top 📌 of my website.

This is usually done on private cars 🚗 and buses 🚌 where reading may not be suitable.

3. Watch Videos and Vlogs

Videos 🎥 contain animations which can help you understand knowledge easily. Vlogs can also help you find inspiration.

For example, I watch vlogs 📺 by university students 🎓 to learn more about their daily life 📅, where I also discovered their study tips.

In order to provide equal ⚖️ access 🔗 to my resources for students at locations where YouTube cannot ❌ be used but my website is available ✅, I have provided a copy of my vlogs (MP4 files) on my website, at kenstudyjourney.com/vlogs.

Similarly, most of my photos 📷 on Instagram and TripAdvisor may be sandwiched 🍞 in my website articles.

4. Discover and Share Knowledge

Discovering 🔍, applying and sharing 📧 knowledge in real life can help you memorise 📄 knowledge firmly.

For example, I share 📧 my discovered knowledge 🎓 on social media, my articles and vlogs.

5. Make Research

Making research 🔬 is essential for university and senior high students.

You can do research on any topic you are interested in 💡 . In A Level, you may need to do EPQ research projects 📁 .

Let's say, I have done my EPQ project about new website 🖥️ technologies 🔧 like IPv6, and have been researching the Internet 🌐 structure using traceroute command 🧑💻 and Wireshark app.

6. Remember Flashcards

Flashcards 📄 can help you memorise knowledge firmly and easily 📝 with the Active Recall method.

I make and remember flashcards for both knowledge 🎓, including definitions and formulae, and English vocabulary 📖 .

7. Chat with Friends

Chatting 💬 with friends can help you boost your communication and collaboration 🧑🤝🧑 skills.

You can chat within whatever topic you want, such as subjects 🎓 you have chosen and universities 🏫 you applied to.

For example, I chat with my friends in English with IELTS-similar questions, like "Do you prefer paper-based or computer-based IELTS exams?"

I also test my classmates knowledge 🎓 before an important exam 📝 .

8. Take Exercise

Taking exercise 🚴 can strengthen your body and gain sufficient energy 💡 for studying 📝 .

I have set some of my Daily Goals 🏆 about taking exercise and closing Apple Watch goal rings.

There are some study tasks 📝 you can do while travelling. So, which are suitable for each type of transportation ✈️?

Car, Taxi and Bus

In cars 🚗 and buses 🚌, they may experience bumpy roads 🛣️ where you may hurt your eyes 👁️ while reading 📖 so this may not be suitable there.

However, you can listen to audio 🎧 and chat with your friends 👥 in the same car/bus.

[Play Answer Right Sound]

Now, I am going to give you a tip.

During the congestion 🚧 and when the car is completely stopped, at 0 km/h, you can also read materials 📖 and remember Flashcards 📄, except for the evening 🌙.

The more congestion 🚧 you experience, the more free study time ⌚ you will have.

Underground and Tram

Unlike road transportations 🚗, underground 🚇, overground and Tram 🚊 run in tracks 🚧 with less vibrations 📱.

So, apart from audio 🎧 and chatting 💬, you can also read materials 📖 and remember flashcards 📄.

Train and Plane

Trains 🚂 and planes ✈️ are for long-haul journey usually more than an hour 🕒. So they are suitable for continuous tasks.

You can read 📖, listen 🎧, watch 🎬, discover knowledge, remember flashcards 📄 and even do your research 🔬 like computer programming 💻.

Please note that the rules 📄 for electronic devices 🚫 may be different among airline ✈️ companies. Don't speak too loudly 🗣️ in public places.

[Play Answer Right Sound]

Now, I am going to give you a tip.

When your train or plane is delayed 🕒, you can also do these tasks while waiting ⌚ in the train station or airport.

These are the study tasks 📖 you can do in your free time ⌚ and in transportation ✈️.

Hope you can utilise your time 🕒, study and overtake others 📈.

Thanks for listening and following my study journey! You can share and recommend this article to your friends and classmates if you wish.

If you want to learn more about my study tips and get some useful resources, please go to my website kenstudyjourney.com (Ken Study Journey dot com). You can also subscribe to my email newsletter on my website.

See you in the next article. Bye!