

7 Places 🏠 and Environments ✨ to Study 📖 Faster and Productively ⌚

Ken's Study Journey Audio Article 🎧 Script (English)

Recorded 🎙️ and Published 📄 by: Ken Deng

Published on 17 Jan. 2020; Updated on 8 Apr. 2023

<https://www.kenstudyjourney.com/study-places/>

📖 Note

You can report English pronunciation errors in this audio by sending me an email to ken@kenstudyjourney.com

I am a Chinese student, so my English pronunciation may be wrong. Please excuse. This is because I didn't study well in the past, but I overtook others quickly in recent years.

Your email should include the exact time of the error, words/sentences with errors and audio with the correct pronunciation.

Hey guys! This is Ken's Study Journey audio article 🎧. 7 Places 🏠 and Environments ✨ to Study 📖 Faster and Productively ⌚.

I am Ken, a Chinese A Level student. Welcome aboard 🚗 Ken's Study Journey study pathway 📖 and train 🚂, being **productive**, **diligent**, and **active**.

In order to study 📖 productively ⌚, you need to find a comfortable 🛋️ and quiet 🤫 place. This can be a library 📖, café ☕, school 🏫, and your home 🏠.





To find 🔍 a suitable place, you need to consider 🤔 various conditions 🧪, including Internet (WiFi) access and speed 🌐, lights 💡, study and items storage space 📦, charging ports 🔌, relaxing music 🎧, and so on.




My Ideal Study Environment
























First let's talk about my Ideal ✨ Study Environment first, which is similar to the Ideal Gas 🌬️ in Physics 🧪.







[Play Answer Right Sound]



Ideal Gas satisfies the equation (pV equals to small n multiplied by RT , capital N multiplied by kT , and one third Nm mean square speed that is c^2) where R is a constant 8.31




The molecules are perfectly elastic, hard , identical and always move randomly , the volume of which is negligible and there are no  intermolecular forces .

In 2022, I have made my Ideal Study Environment assumptions  where I can achieve perfect productivity  while studying . For example,

- WiFi  is Provided with Minimum Speed : 50 Mbps, that is 6.25 mibebytes per second
- Enough Lights  and Illuminations
- Enough Places  to Put Items
- Electronic Devices  are Allowed 
- Suitable Desk Height  and Wide Desk
- Comfortable Chair/Sofa 
- Has Charging  Ports 
- Foods  and Drinks  are Allowed
- Quiet  with less than 70 decibels
- Zero Distraction , Boredom and Tiredness 
- Versatile Decorations 
- Can Stay for a Long Time 
- Relaxing Music  
- No Need to Purchase  Items to Stay Here
- Has Clocks  or Timers , and
- Has Peer Pressure  with at least 1 other person here, including staff

In this article, I will evaluate  different types of places with these criteria , including benefits  and limitations , and have sorted  them based on my rankings  in descending order.

Please note that different places may be slightly different . You can refer to the criteria when evaluating  your places.

Did you know that in A Level exams, you may need to answer  the benefits  and limitations  or drawbacks of something.

For example, in Computer Science 9618, there were some relevant questions about Quantum Cryptography, Packet or Circuit Switching and Virtual Machines.

1. Library

Library is my first choice because it is designed for studying and reading.

This place is suitable for tasks that need to be done alone and require focus and concentration (i.e. distraction can significantly lower productivity).

The Benefits of a Library are:

- High-speed WiFi is Provided
- Enough Light
- Enough Places to Put Items
- Comfortable Desk and Chair
- Has Charging Ports
- Quiet about 45 dB so Zero Distraction
- Has Many Books as Decorations
- Can Stay for a Long Time
- No Need to Purchase Items to Sit Here
- Has a Lot of Peer Pressure

However, there are some limitations, like:

- Food and Drinks Not Allowed
- Sometimes Difficult to Find a Seat, except for school or college libraries















I remember that in Guangzhou Library at Guangzhou city centre, I spent about 15 to 20 minutes to find an empty seat at the second Floor after entering there.

My Rating for library is 5 out of 5.




2. Café and Tea Shop

My second choice is café and tea shop which is suitable for energy-consuming tasks (e.g. STEP questions, computer programming).

The Benefits of a Café or a Tea Shop are:




- Enough Light 
- Enough Places  to Put Items
- Comfortable Chair/Sofa 
- Has Charging  Ports 
- Food  and Drinks  Purchased to Boost Energy
- Has Various Decorations 
- Can Stay for a Long Time 
- Music  Provided
- Has a Lot of Peer Pressure 
- Available  almost Everywhere  and can be Enjoyed Nearby 

However, there are some limitations:








- Sometimes WiFi  can be Slow (due to many users)
- Sometimes Desks can be Narrow
- Sometimes Noisy  due to Discussion
- Need to Purchase  Food/Drinks to Sit Here

My Rating for Café or Tea Shop is 5 out of 5.

3. School (Self-study Rooms)

Some schools  have self-study rooms which is the environment designed  for studying .

The Benefits of a School are:

- WiFi  is Provided
- Enough Light 
- Enough Places  to Put Items
- Comfortable Desk and Chair 
- Quiet  about 50-70 decibels
- Has Various Decorations 
- Clocks  Provided, and

- Has a Lot of Peer Pressure 🧑🧑

However, the limitations there are:

- Sometimes Electronic Devices may be Restricted 🚫 at School, and
- Fixed Schedule 📅 so Tasks may be Stopped at Any Time ⌚

My Rating for school is 5 out of 5.

4. Home 🏠

The next place I recommend is at home 🏠 which is customisable ✨.

It is suitable for tasks need to be done in an isolated 🛡️ environment, like online lessons with microphone 🎤 enabled and recording audio 🎧, like when I was recording this audio article.

The Benefits of a Home are:

- Has **Dedicated** High-speed WiFi 🌐 and Broadband
- Enough Light 💡
- Enough Places 📦 to Put Items
- Comfortable Desk and Chair 🪑
- Has Charging 🔌 Ports 📱
- Has Food 🍲 and Drinks ☕ to Boost Energy
- Quiet 🤫 about 45-60 decibels so Zero Distraction
- Various Decorations 🌿 can be Installed
- Can Stay for a Long Time ⌚
- Music 🎧 can be Played
- Clocks 🕒 can be Installed

However, there are some limitations:

- Sometimes may Feel Bored 😴 and Lack Motivation
- Can be Interrupted 🚧 by Family at Any Time 🕒, and
- No Peer Pressure 🧑🧑

My Rating for home is 5 out of 5.

5. Restaurants 🍴

If you want to utilise your free time ⌚, you can also study in a restaurant 🍴 while waiting for food.

The Benefits of a Restaurant are:

- Enough Light 💡
- Enough Places 📦 to Put Items
- Comfortable Desk and Chair 🪑
- Sometimes has Charging 🔌 Ports 📶
- Food 🍲 and Drinks ☕ Purchased to Boost Energy
- Has Various Decorations 🌿
- Music 🎧 Provided, and
- Sometimes has Peer Pressure 🧑🏫🧑🏫

However, the limitations are:

- Sometimes WiFi 🔗 may be Unavailable
- Sometimes Noisy 🗣️ due to Discussion
- Food 🍲 may Arrive and so Tasks may be Stopped at Any Time ⌚

My Rating for restaurant is 4 out of 5.

6. Transportation 🚆





The next one is transportation 🚆 as you can utilise your free time ⌚ while travelling.

The Benefits of Transportation are:

- Sometimes has Charging 🔌 Ports 📶
- Scenery Outside Window Provides Decorations 🌿
- Has a Lot of Peer Pressure 🧑🏫🧑🏫






However, there are a lot of limitations. For example:




- WiFi 🔗 may Not be Available
- May Not have Enough Light 💡
- May Not have Enough Places 📦 to Put Items

- Desk and Chair  may be Narrow or Desks may be Unavailable
- Sometimes Noisy  due to Friction of Cars
- Sometimes Electronic Devices may be Restricted , like on some airlines
- May Arrive and so Tasks may be Stopped at Any Time 









My Rating for transportation is 3 out of 5.

7. Park






Park  is also a place to study  and enjoy the natural scenery , sound  and decorations .



You can read books or articles  and remember flashcards  while sitting on the seat  along the roads.

The Benefits of a Park are:


- Enough Natural Light 
- Food  and Drinks  Allowed to Boost Energy
- Quiet  (about 45-60 dB) so Zero Distraction
- Natural Scenery provides Decorations 
- Can Stay for a Long Time 
- Natural Sound provides 'Music' 
- Sometimes has Peer Pressure 

However, there are a lot of limitations. For example:

- WiFi  may be Unavailable
- May Not have Places  to Put Items
- Desk and Chair  may be Unavailable
- Charging  Ports  may be Unavailable

The trees  can provide oxygen so you can enjoy the fresh air  directly from the nature.

Now I have discovered relevant IGCSE Chemistry 0620 knowledge in real life: Photosynthesis.

Trees  in the park can absorb  Carbon Dioxide CO₂  and release  Oxygen O₂  to provide fresh air.

My Rating for park is 3 out of 5.

These are the 7 types of places to study  productively and even utilise your free time .

Hope you can boost  your efficiency in the places you enjoy.

Thanks for listening and following my study journey!

If you want to learn more about my study tips and get some useful resources, please go to my website kenstudyjourney.com (Ken Study Journey dot com). You can also subscribe to my email newsletter on my website.

See you in the next article. Bye!